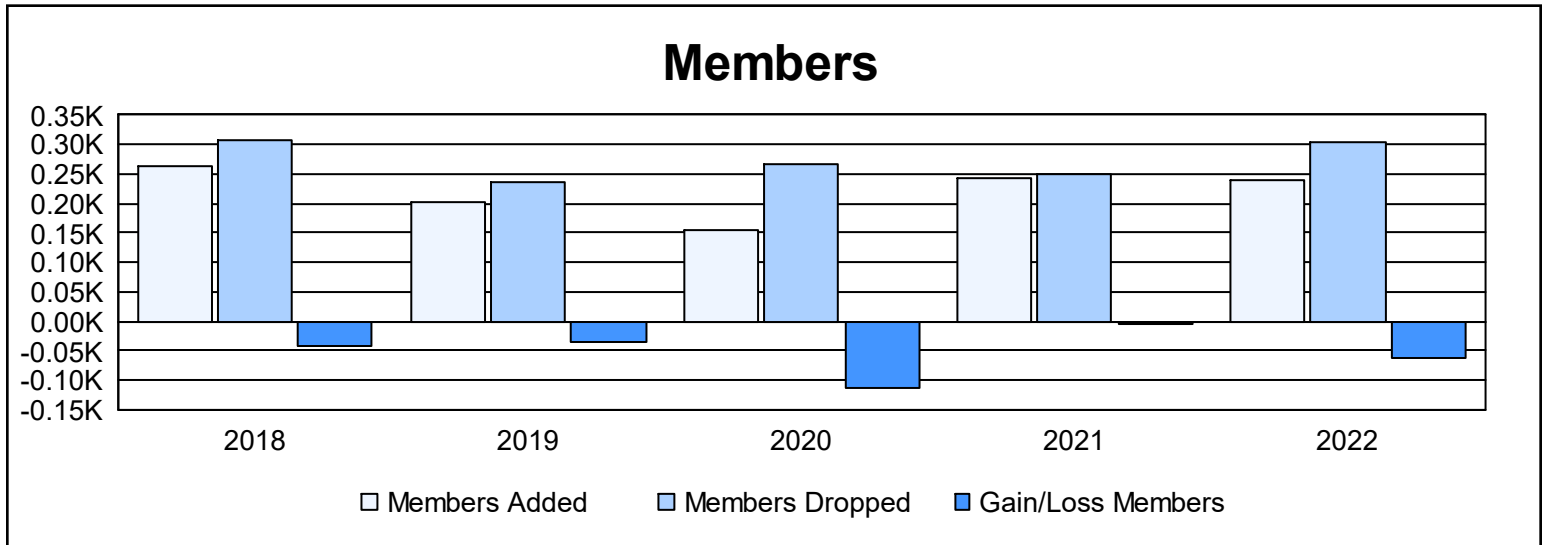
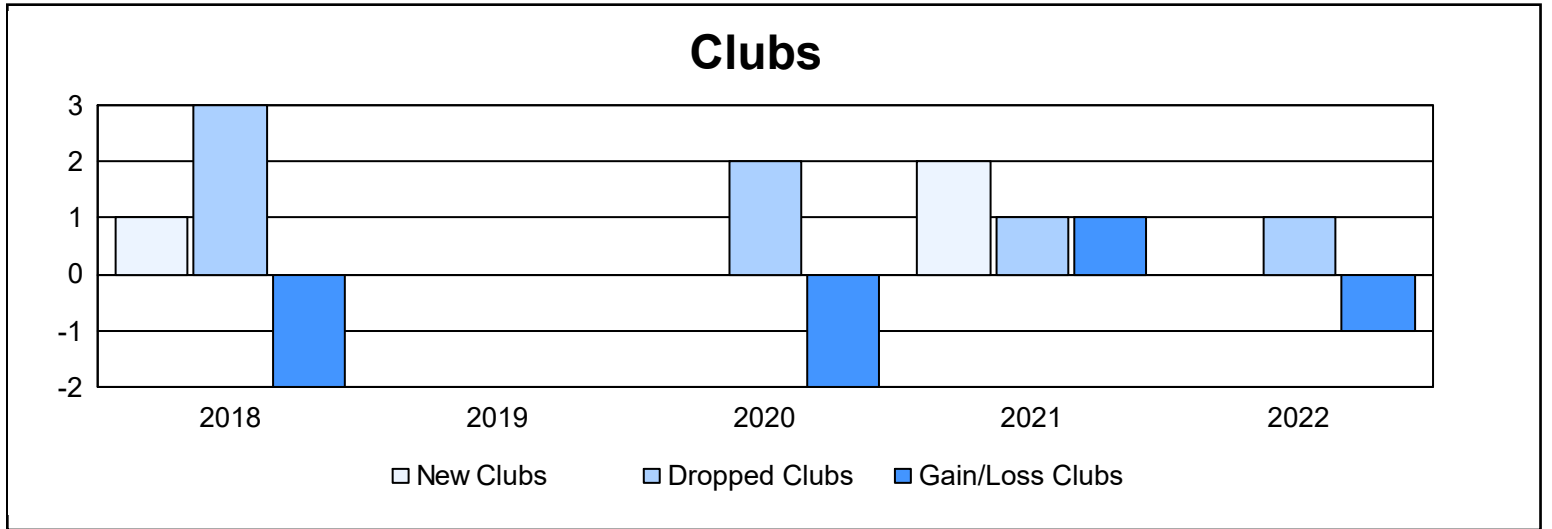
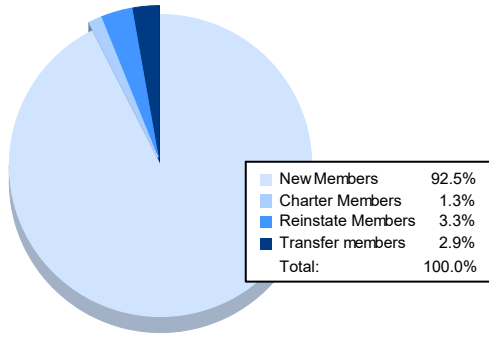


Year	New Clubs	Dropped Clubs	Gain/ Loss Clubs	New Members	Charter Members	Reinstate Members	Transfer Members	Total Member Added	Total Members Dropped	Gain/ Loss Members
2017-2018	1	3	-2	187	49	16	12	264	306	-42
2018-2019	0	0	0	176	6	14	5	201	236	-35
2019-2020	0	2	-2	125	1	13	15	154	268	-114
2020-2021	2	1	1	113	115	12	3	243	249	-6
2021-2022	0	1	-1	222	3	8	7	240	304	-64
<b>Average</b>	<b>1</b>	<b>1</b>	<b>-1</b>	<b>165</b>	<b>35</b>	<b>13</b>	<b>8</b>	<b>220</b>	<b>273</b>	<b>-52</b>



### Membership Composition June 2022 Cumulative



### Gender Composition June 2022 Cumulative

